
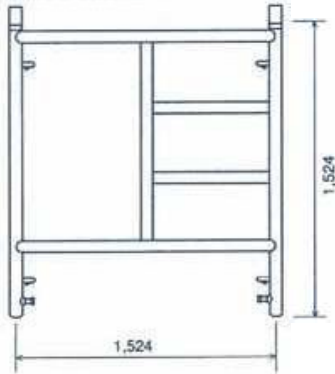




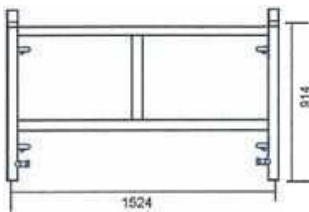
昇降階段



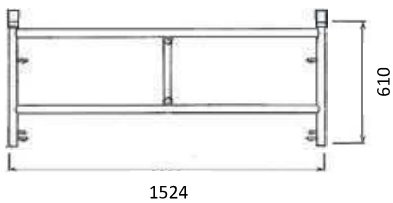
梯子型建枠 A-2




梯子型調節枠A-4




梯子型調節枠 A-5




ベース枠(最下段)




手摺 HR-18



手摺 A-32




手摺 RT-4

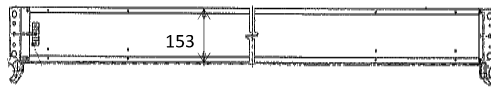


ハバキ


<1524用>




<1800用>




開閉式布板



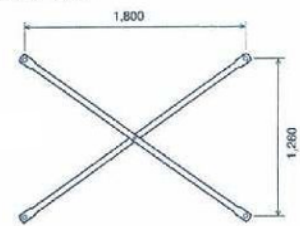
H-5018



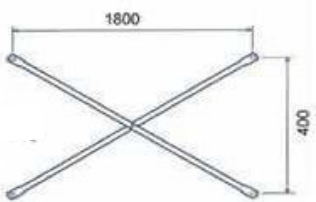
H-4018



B-18A(青)



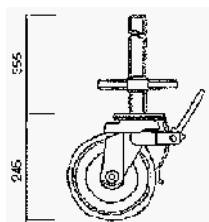
B-18B(オレンジ) 調節枠用



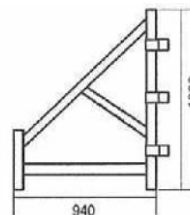
ジャッキ式ローリング

キャスター A-727J(白・黒)

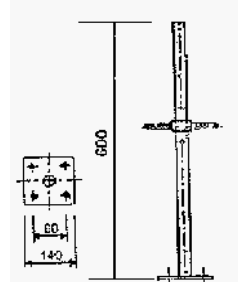
アウトリガー



RT-3



ローリングジャッキRT-5





<写真①> 設置例



<写真②>
ローリングベース枠

ローリングタワーの最下段で内階段をご使用の際は、写真①のように車輪と建枠の間にローリングベース枠(写真②)をセットしてから組み立てて下さい。